



Vicmarc VM90 Chuck

For those who prefer to operate the chuck using the quick acting Tommy Bar levers to save time mounting & dismounting a bowl. VM90's compact size makes it ideal for use on 300mm capacity lathes or smaller. Insert not included.

CHU-900 - \$199.45

Vicmarc T-Bar Allen Key Chuck

For one handed tightening along with tremendous gripping power. Totally enclosed back. Includes Chuck body, dovetail jawset, 2 x T-Bar Allen Keys, Screw Point, Tommy Bar, Insert not included.



CHU-905 - VM 100- \$211.20

CHU-908 - VM 120 - \$259.60

Vicmarc VM150 Chuck

Dual action opening and closing - lever operated or T Bar Allen Key. Jaws and insert compatible with the VM120 chuck. Backing jaws do not protrude past chuck body. Stronger backing jaws. Ideal for professional turners as a time saver. Insert not included.



CHU-910 - VM 150- \$403.30



Vicmarc 25mm Pin Jaws

Used for expansion into small recesses

VM90/100 **CHU-935 \$54.25**

VM120/150 **CHU-970 \$78.90**



Vicmarc 35mm Pin Jaws

Used for such items as pepper grinders or kaleidoscopes

VM90/100 **CHU-936 \$58.00**

VM120/150 **CHU-971 \$87.40**



Vicmarc Long Nose Jaws

Allow better access between chuck body and rear of work-piece

VM90/100 **CHU-930 \$58.00**

VM120/150 **CHU-966 \$83.30**



Vicmarc Step Jaws

Hold a range of spigot sizes with minimum jaw movement and without having to change jaws.

VM90/100 **CHU-948 \$58.00**

VM120/150 **CHU-980 \$67.75**



Vicmarc Shark Jaws

Serrated jaw surface for aggressive hold.

VM90/100

48mm - **CHU-942 \$58.00**

55mm - **CHU-943 \$60.10**

74mm - **CHU-944 \$86.50**

88mm - **CHU-945 \$93.20**

VM120/150

55mm - **CHU-975 \$64.80**

68mm - **CHU-976 \$67.75**

83mm - **CHU-977 \$107.80**

130mm - **CHU-978 \$110.50**



Vicmarc Dovetail Jaws

Designed for mounting bowls by expanding into recess or clamping onto spigot.

VM90/100

100mm - **CHU-926 \$58.00**

144mm - **CHU-927 \$67.75**

VM120/150

105mm - **CHU-956 \$58.00**

128mm - **CHU-957 \$67.75**

148mm - **CHU-959 \$70.40**

173mm - **CHU-960 \$81.40**

198mm - **CHU-961 \$93.10**

223mm - **CHU-962 \$108.50**

Chucks



Vicmarc Multipurpose Jaws

Wide range of expansion and contraction modes by removing one or more of the segments

VM90/100 - **CHU-933 \$180.55**

VM120/150 - **CHU-968 \$202.10**



Vicmarc Plastic Jaws

Allow you to turn your own chuck jaws.

VM90/100 - **CHU-938 \$22.60**

VM120/150 - **CHU-973 \$28.20**


Cross Spacer for Plastic Jaws \$0.25 each



Vicmarc Dovetail Duo Jaws

2 in 1 jaws - reverse jaws on chuck to grab a different spigot diameter

VM120/150 - **CHU-963 - 110.70**



Vicmarc Dovetail 2 Step 70 Jaws

Designed for mounting bowls by expanding into recess.

VM90/100 **CHU-928 \$54.25**



VERMEC Internal Mini Step Jaws

Can hold small work by expanding into the recess or opening of your project. 3 step sizes are: 15mm, 20mm and 25mm. Suits Vicmarc VM90/100 Chucks. **CHU-547 - \$60.00**



Chuck Wood Screw

Thread type provides extra strength and is ideal for holding wood safely on the chuck

CHU-530 \$8.50



Chuck Inserts

Suit Vicmarc

Additional Insert to use chuck on other thread size. Insert Spanner also available.

Insert to suit most lathes **\$30.00**

Left hand insert **\$37.00**

Vicmarc Bowl Jaws

Adjustable jaws to re-chuck bowls from finishing bottom or light clean up work on foot of bowl.



VM90/100

220mm - **CHU-920 \$111.30**

285mm - **CHU-921 \$114.55**

385mm - **CHU-922 \$117.75**

VM120/150

285mm - **CHU-950 \$114.55**

385mm - **CHU-951 \$117.75**

485mm - **CHU-952 \$145.20**

VERMEC Faceplate Rings

Available in three sizes

75mm, 90mm and 100mm

75mm suits Vicmarc

VM90/100

CHU-560 - \$20.00

100mm suits Vicmarc VM120

CHU-563 \$25.00

90mm suit Nova

CHU-550 \$27.00



VERMEC Bowl Jaw Extension Set



Three different lengths bushes & screws (14mm, 28mm & 42mm) all included in the one set.

CHU-001 \$85.00

VERMEC Chuck Drive Dog

To suit Vicmarc Chuck



Held by chuck jaws for quick mounting and removal.

ACC-191	Suit Vicmarc VM90/100	\$43.00
ACC-192	Suit Vicmarc VM120/140	\$46.00

Vicmarc Vacuum Chuck & Plate

Enables an item to be re-mounted on the lathe for finishing without risking further holding marks. Consists of 300mm foam covered aluminium plate, fitted with a rotary vacuum adaptor that connects to a shop or domestic vacuum. Rotary adaptor is fitted with 2 ball bearings and lets the lathe spindle turn freely whilst hose and connection remain stationary.

CHU-913 Vacuum Plate with Rotating Union \$211.80

CHU-986 Vacuum Cup 100mm \$74.20

CHU-987 Vacuum Cup 150mm \$119.40

CHU-988 Vacuum Cup 200mm \$158.10

CHU-989 Rotating Union for Vacuum Cup \$111.70

Rear View



Vacuum Plate

100mm



150mm



200mm




Vacuum Cups



Rotating Union

**SEE VICMARC JAW RANGE GUIDE
ON FOLLOWING 2 PAGES**





















Jaws For VM120, VM140 & VM150

EXP MODE	47	72	99	99	144	148 92	25	35	36
VM90 VM100  	 STANDARD	 DOVETAIL 2 STEP 70mm	 DOVETAIL 100mm	 STEP	 DOVETAIL 144mm	 MULTI- PURPOSE	 PIN 25mm	 PIN 35mm	 LONG NOSE
CLAMP MODE	33	55 44	83	84, 70 45	128	128 72	EXPANSION ONLY	>7	25
PART NUMBER	V00408	V00417	V00418	V00420	V01268	V00422	V00423	V00424	V00426
EXP MODE	68	105	128	127	215 148	210 148	25	35	47
VM120 VM140 VM150  	 STANDARD	 DOVETAIL 105mm	 DOVETAIL 128mm	 STEP	 DOVETAIL DUO	 MULTI- PURPOSE	 PIN 25mm	 PIN 35mm	 LONG NOSE
CLAMP MODE	48	84	106	111, 97 70, 50	195 128	190 128	>7	>7	30
PART NUMBER	V00449	V01265	V00438	V00450	V01263	V00442	V00443	V00444	V00447

JAW RANGE

ALL MEASUREMENTS ARE DIA. OF
JAWS IN PERFECT CIRCLE (mm)

Jaws For VM120, VM140 & VM150

48	55	74	88	125	74	99	144-270	145-330	153-430
									
SHARK 48mm	SHARK 55mm	SHARK 74mm	SHARK 88mm	PLASTIC 125mm	FACE PLATE RING 70mm	FACE PLATE RING 90mm	BOWL 200	BOWL 265	BOWL 365
35	42	60	74	-	46	70	95-220	95-270	105-375
V00426	V00427	V01264	V01269	V00425	V00247	V00248	V01264	V00414	V00415
55	68	83	130	150	127	168	145-360	153-460	158-555
									
SHARK 55mm	SHARK 68mm	SHARK 83mm	SHARK 130mm	PLASTIC 150mm	FACE PLATE RING 120mm	FACE PLATE RING 150mm	BOWL 285	BOWL 365	BOWL 465
35	48	65	110	-	100	132	93-313	105-410	110-500
V00447	V00448	V00436	V00437	V00446	V00249	V00250	V00432	V00433	V00434